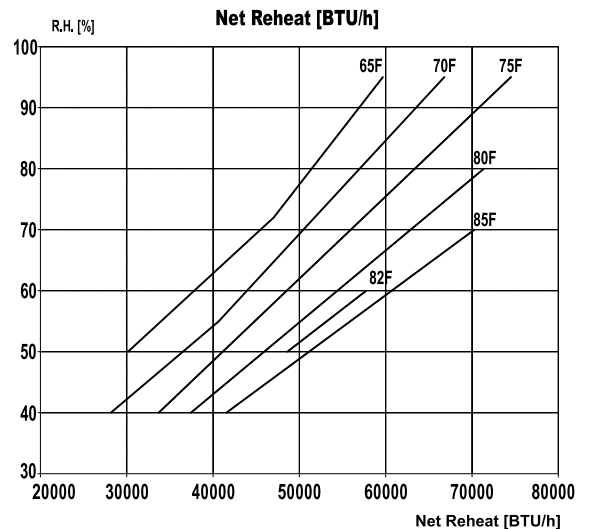
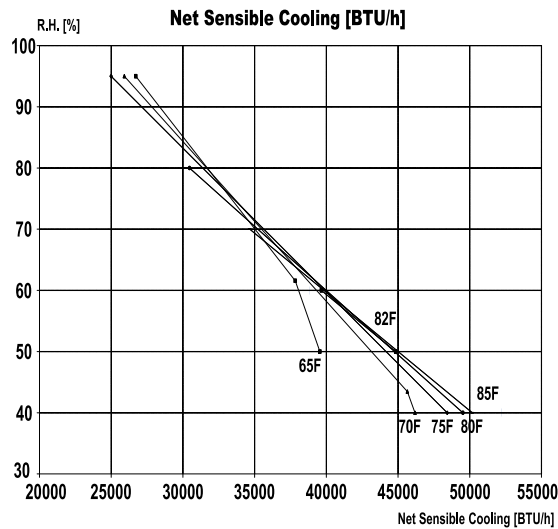
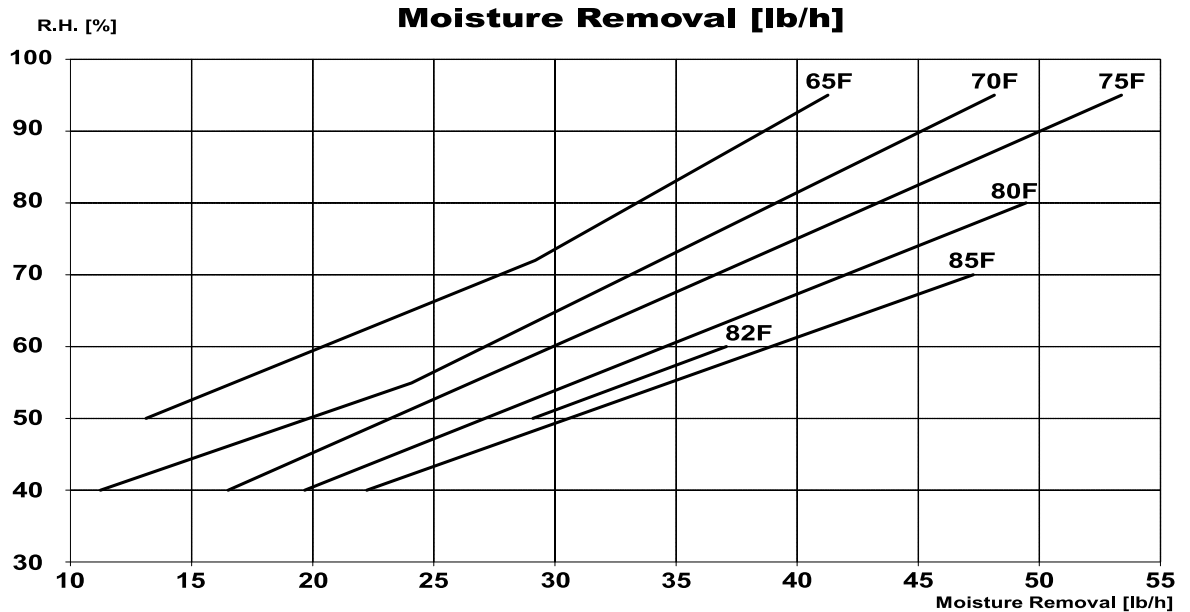


**DCA 3000Y AIR COOLED - NON WATER HEATING DEHUMIDIFIER**

**DCA 3000YWH WATER HEATING ASSIST DEHUMIDIFIER**

**PERFORMANCE**



Performance	82DB / 50% R.H.	82DB / 60% R.H.	Notes
Moisture Removal, LB/HR	29.1	37.1	1
Net Sensible Cooling, MBH	44.8	39.7	2
Net Reheat, MBH	48.6	57.8	3
Water Heating, MBH (Water Heating Models Only)	94.4	97.9	4

Notes:

1. Reheat mode assuming 1050 BTU/lb
2. Cooling mode with remote condenser at 95F.
3. Defined as sum of latent and compressor input. Use dehumidifier for supplemental heat only.
4. Assuming 85F entering water temperature.
5. For conditions and data not shown contact the factory

CAUTIONS: The reheat capacity rating includes latent recovery and heat of compression. It is recommended that dehumidifier be used for supplemental heat only. The cooling capacity is based on an ambient temperature of 95°F. As outside conditions vary, so will the performance of the dehumidifier. Ratings are subject to change without notice.

## DCA 3000Y AIR COOLED - NON WATER HEATING DEHUMIDIFIER

## DCA 3000YWH WATER HEATING ASSIST

### DESIGN SPECIFICATIONS

Electrical	208/230V	208/230V	460V	575V
Phase/Hz	1/60	3/60	3/60	3/60
Compressor B.T.U.	77,800	77,800	77,800	77,300
Compressor RLA	37.2	24.4	11.9	9.4
Compressor LRA	185	200	103	78
Blower Motor HP	2	2	2	2
Blower Motor FLA	8.5	6.6	2.9	2.3
Unit FLA	47.2	32.5	15.6	12.4
Maximum Fuse Size	75	60	25	20
Minimum Circuit Ampacity	56.5	38.6	18.6	14.8
Operating KW	7.77	7.79	7.55	7.54

CFM.....	3000
External Static Pressure.....	1.00" H <sub>2</sub> O
Refrigerant.....	R-454B (Factory Charged 40 lbs.)
Compressor Type.....	Scroll
DCA 3000Y Filter (Qty: 2).....	20"x25"x1" Fiberglass
DCA 3000YWH Filter (Qty: 4).....	20"x25"x1" Fiberglass
Drain Connection.....	1" Bar Drain
DCA 3000Y Weight.....	750 lbs.
DCA 3000YWH Weight.....	955 lbs.
Liquid Inlet [inches O.D.] (up to 50') <sup>1</sup> .....	0.625
Hot Gas Outlet [inches O.D.] (up to 50') <sup>1</sup> .....	0.875
Water Inlet [inches O.D.].....	1.125
Water Outlet [inches O.D.].....	1.125
Water Flow G.P.M. <sup>2</sup> .....	13.0
Pressure Drop (Ft. WC) <sup>2</sup> .....	10.4

<sup>1</sup> Over 50ft contact factory

<sup>2</sup> Water Flow data based on 60% RH + Return Air 82°F and Pool Water at 85°F

### STANDARD FEATURES

- Listed To UL 60335-2-40
- 3 Year Part Warranty
- Single Refrigeration Circuit
- Single Scroll Compressor
- Powder Coated, Galvannealed Steel Cabinet
- Low Ambient Head Pressure Control
- Remote Condenser Ready
- Rifle Tube Refrigeration Coils
- TEFC Blower Motor
- Stainless Steel Condensate Drain Pan
- Standard Microprocessor Control System (WH Models Only)
- ElectroFin Coated Coils

### OPTIONAL FEATURES

- Right Side Component Service Access
- Top or Bottom Discharge (Not Field Convertible)
- Extended Surface Filters 2" & 4"
- Outdoor Installation Package
- Outdoor Make Up Air Assembly with Damper & Filter
- External Static Upgrade
- Water Cooled Condenser For Water Heating Or A/C Available
- Motorized Evaporator Bypass Damper
- Remote Ready Delete
- Defrost Timer Package
- Control Options
- Space Heating Options Available
- Other Options Available